

Green Power International

April 2026 Summary Document



Conducted by Survation

Fieldwork: 2nd April – 10th April 2026

Sample Size: 2034

Survation.

Methodology

Fieldwork Dates

Fieldwork: 2nd April – 10th April 2026

Data Collection Method

The survey was conducted via Online Panel

Different response rates from different demographic groups were taken into account.

Population Sampled

Adults aged 16+ in Scotland

Sample Size

2034

Data Weighting

Data are weighted to the profile of the Scotland.

Data was weighted by respondent's sex, age, region, and past vote (2014 referendum, 2016 referendum, 2021 Scottish parliamentary election, 2024 general election).

Targets for the weighted data are derived from the ONS.

Margin of Error

Because only a sample of the full population was interviewed, all results are subject to margin of error, meaning that not all differences are statistically significant. For example, in a question where 50% of respondents (the worst case scenario as far as margin of error is concerned) gave a particular answer, with a sample of 2034 it is 95% certain that the 'true' value will fall within the range of 2.2% from the sample result. Subsamples from cross-breaks will be subject to higher margin of error. Conclusions drawn from crossbreaks with very small sub-samples should be treated with caution.

Question presentation

All tables are shown in full, in the order and wording put to respondents.

In all questions where the responses are a list of statements, these will typically have been displayed to respondents in a randomising order.

The only questions which would not have had randomising responses would be those in which there was a natural order to maintain

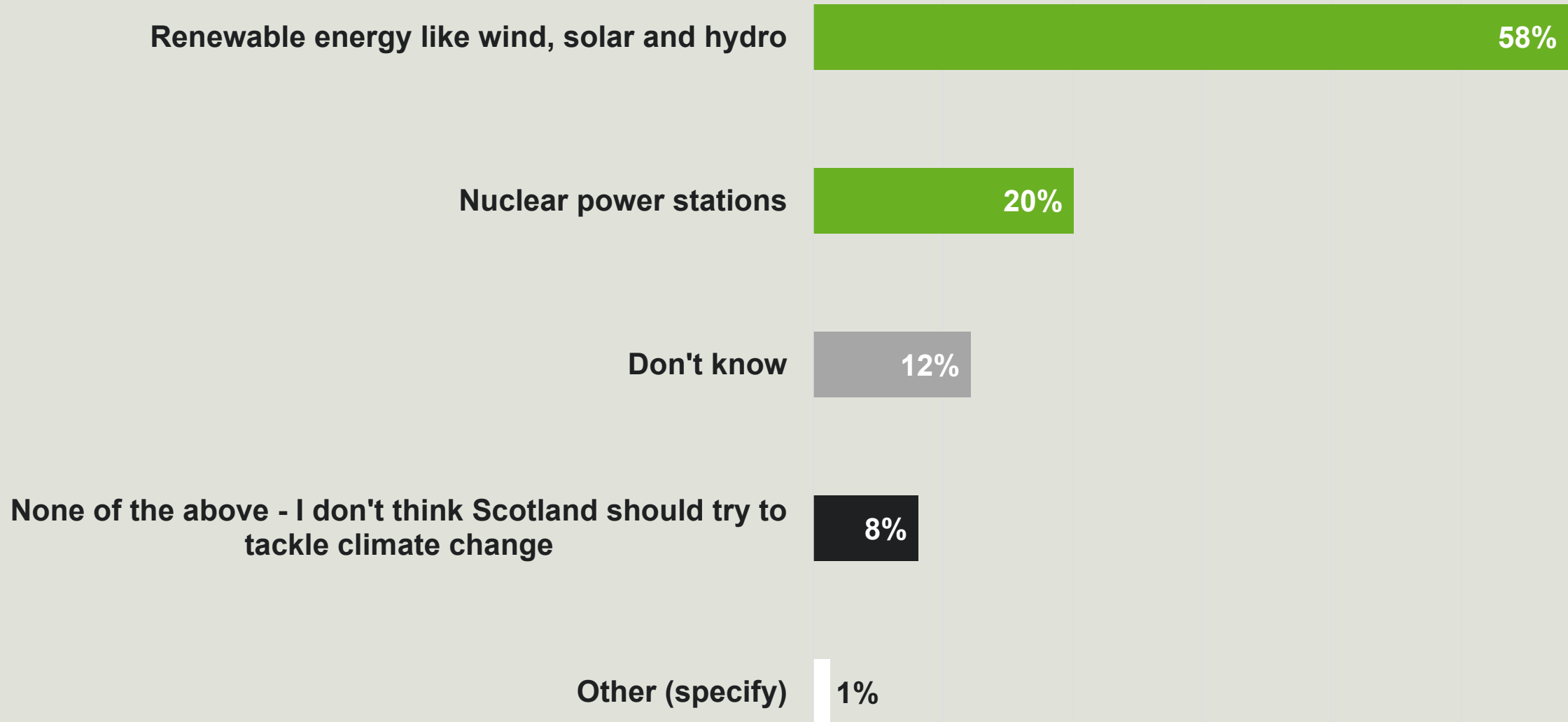
– e.g. a list of numbers from 0 to 10. "Other" and "Prefer not to say" options are not randomised.

Not all questions will have necessarily been asked to all respondents . They may be follow-on questions from previous questions or only appropriate to certain groups.

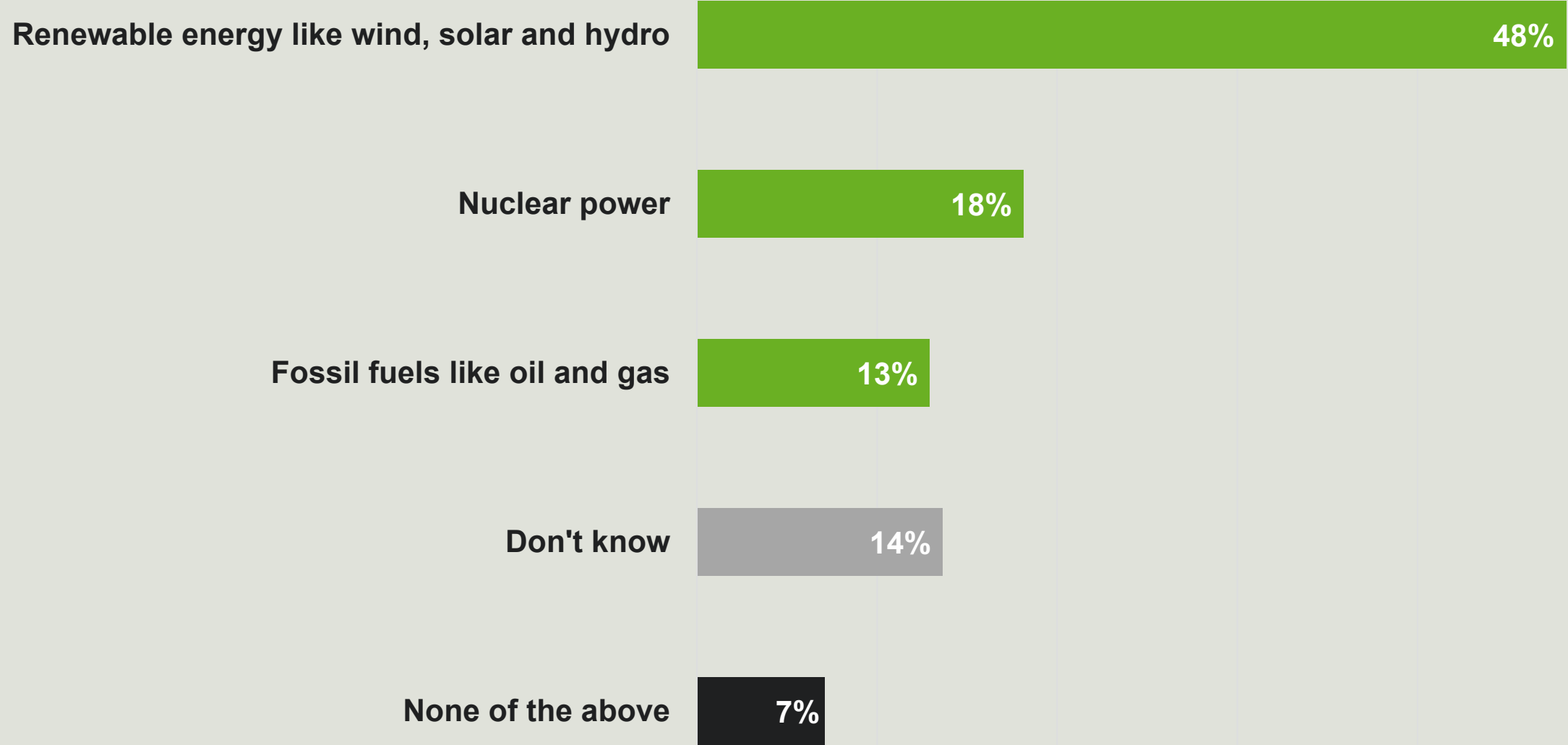
Lower response counts should make clear where this has occurred.

Data was collected, analysed, and weighted by Survation.

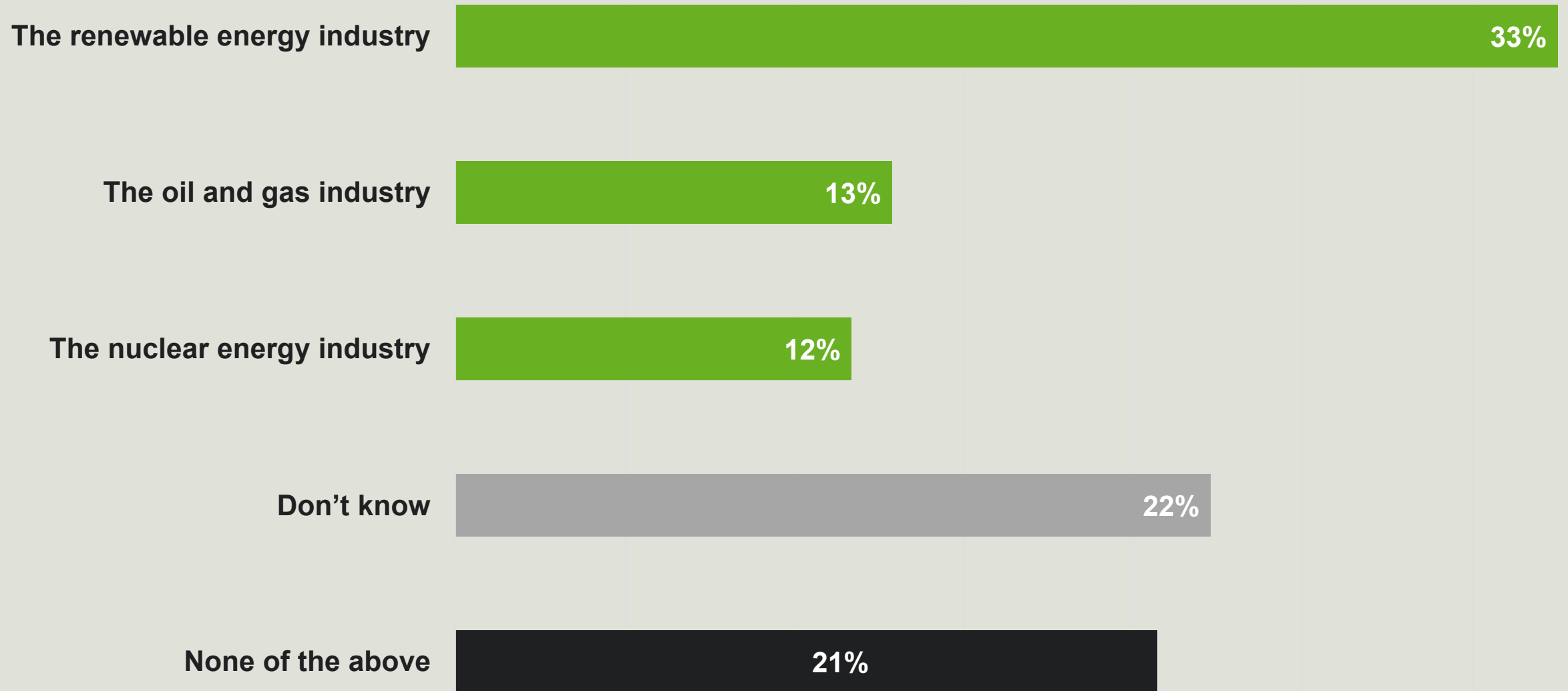
Table_Q1. Which one of the following energy sources do you think Scotland should focus on to make the most effective contribution to tackling climate change, if any?



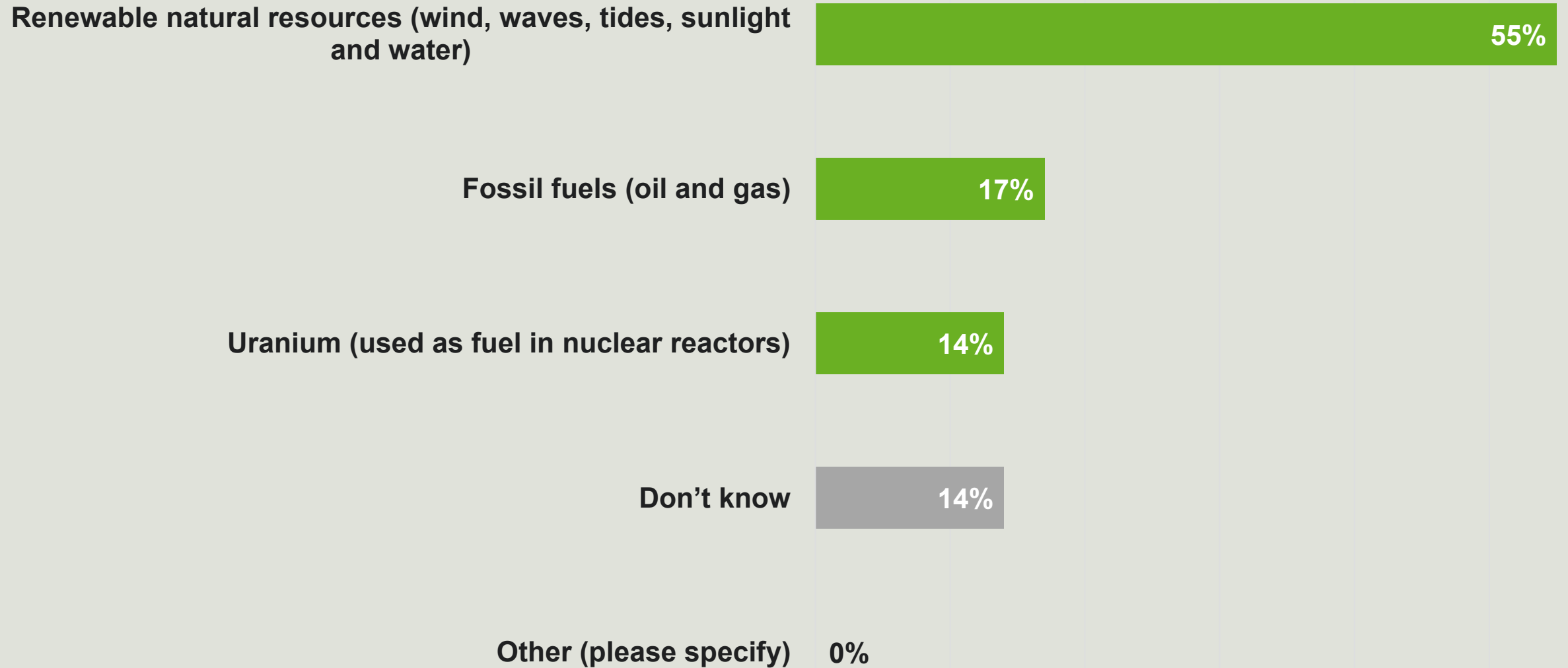
Table_Q2. Which form of energy do you think is most likely to reduce energy bills, if any?



Table_Q3. Which industry do you trust the most to tell you the truth about their products? This may include their costs, the pollutants they might produce, or their safety record



Table_Q4. Which of the following fuel sources do you think Scotland should rely on most for its long-term energy security needs?



Survation. Engaging opinion to inform the future.

Survation provides vital insights for brands and organisations wanting to better understand authentic opinion, adding value and credibility to the research we provide to our clients. We are an innovative and creative market researcher. We conduct bespoke online and telephone custom research, omnibus surveys, face to face research, and advanced statistical modelling and data analysis. For more information, go to: <https://www.survation.com/>

Survation is a Market Research Society (MRS) Company Partner. All MRS Company Partners and their employees agree to adhere to the MRS Code of Conduct and MRS Company Partner Quality Commitment whilst undertaking research. As a member of the British Polling Council, Survation has a strong commitment to transparency and the integrity of our work.

The Living Wage

Survation is proud to be a Living Wage Employer. This means that every member of staff in our organisation plus any contract staff are paid the London Living Wage. The Living Wage is an hourly rate set independently and updated annually, based on the cost living in the UK. We believe that every member of staff deserves at least a Living Wage. You can find out more about the Living Wage by visiting www.livingwage.org.uk



British Polling Council